GEEPLUS Tubular Solenoid size 190

Device drawn in energised condition
Available plunger options:
pull (-Lx) / push (-Hx)
Life Expectancy (cycles):
>2M (-L, ;-H),
>5M (-LE, ;-HE),
>10M (-LL, -HL)
Available mechanical options:
M: metric thread
F: SAE thread

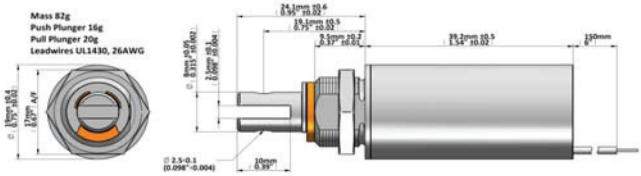

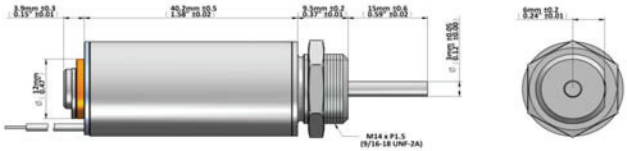

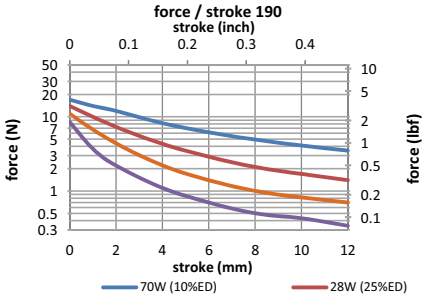

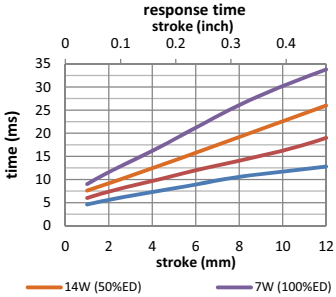

70W (10%ED) 28W (25%ED) 14W (50%ED) 7W (100%ED)

Data at 20°C , device connected to heatsink 80x80x3mm aluminum

duty cycle = "on" time / "on" time + "off" time x 100%			100% cont.	50% or less	25% or less	10% or less
Max. "on" time in seconds			∞	230	25	6
watts at 20°C			7	14	28	70
ampere-turns at 20°			760	1075	1520	2403
AWG no.	**resistance Ω±10% (at 20°C)**	**number of turns**	**volts DC**			
25	1.65	372	3.4	4.9	6.9	10.9
26	3.10	551	4.4	6.2	8.7	13.8
27	4.33	615	5.4	7.7	10.9	17.2
28	7.78	870	6.9	9.8	13.8	22
29	10.7	960	8.6	12.2	17.2	27
30	18.6	1308	11.0	15.6	22	35
31	30.9	1722	13.9	19.6	28	44
32	41.6	1890	17	24	34	54
33	69.0	2448	22	31	44	69
34	110	3060	28	39	56	88
35	176	3860	35	50	70	111
36	266	4686	44	62	88	139
37	435	6214	54	77	109	172
38	658	7420	69	97	137	217
39	1135	9792	90	127	180	284
40	1815	12210	115	162	229	362

Insulation Resistance >100MΩ, 500VDC Megger
Dielectric Strength 1000VAC, 50/60Hz, 1 minute
Class E (120°C) insulation class

Geeplus reserves the right to change specifications without notice
www.geeplus.biz e-mail: info@geeplus.biz