

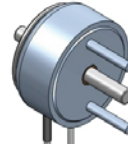
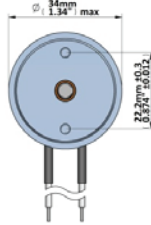
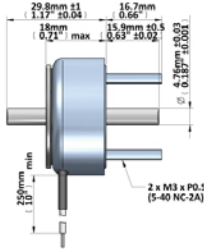


GEEPLUS

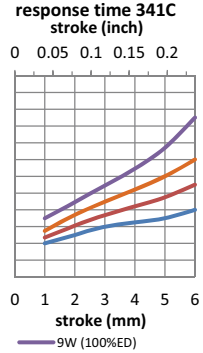
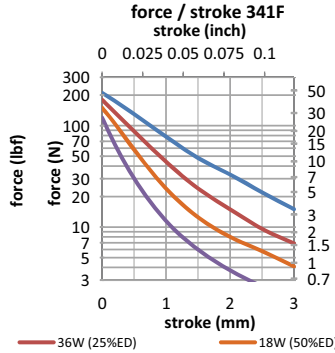
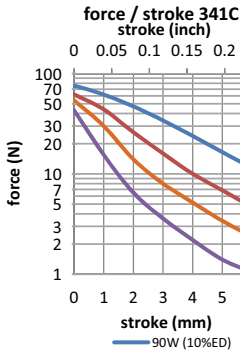
Push Pull Solenoid size 341

Device drawn in energised condition
 plunger options: conical (341C) / flat (341F)
 Life Expectancy (cycles): >2M (-P), >10M (-PE)

Available mechanical options:
 M: metric thread
 F: SAE thread



Mass 97g
 Plunger (C) 23g
 Plunger (F) 15g
 Leadwires 24AWG, UL1430



Data at 20°C, device connected to heatsink 120x120x3mm aluminum

duty cycle = $\frac{\text{"on" time}}{\text{"on" time} + \text{"off" time}} \times 100\%$		100% cont.	50% or less	25% or less	10% or less	
Max. "on" time in seconds		∞	100	36	8	
watts at 20°C		9	18	36	90	
ampere-turns at 20°		535	756	1070	1690	
AWG no.	resistance Ω±10% (at 20°C)	number of turns	volts DC			
25	1.97	252	4.2	5.9	8.4	13
26	3.26	328	5.3	7.5	11	17
27	5.04	405	6.7	9.4	13	21
28	8.02	510	8.4	12	17	26
29	12.2	627	10	15	21	33
30	19.2	780	13	19	26	42
31	31.8	1008	17	24	33	53
32	47.0	1215	21	30	42	66
33	75.3	1530	26	37	53	84
34	120.5	1900	33	47	67	105
35	198	2486	42	59	84	133
36	280	2700	53	75	106	167
37	426	3350	67	94	133	210
38	648	4050	84	118	168	264
39	1020	5050	105	149	211	333
40	1667	6590	133	187	265	419

Insulation Resistance >100MΩ, 500VDC Megger
 Class E (120°C) insulation class

Dielectric Strength 1000VAC, 50/60Hz, 1 minute

Geepplus reserves the right to change specifications without notice
www.geepplus.biz e-mail: info@geepplus.biz