

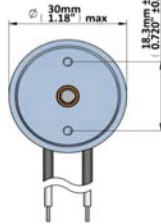
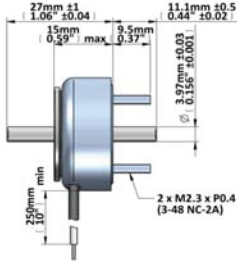


**GEEPLUS**

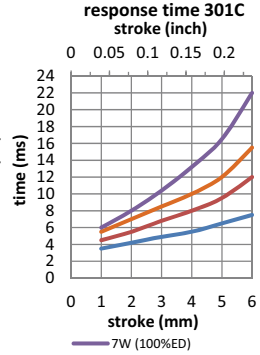
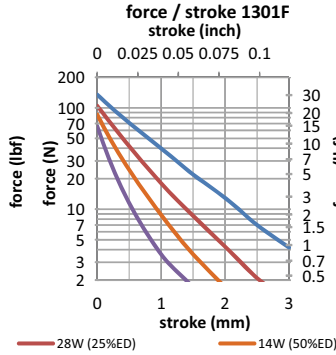
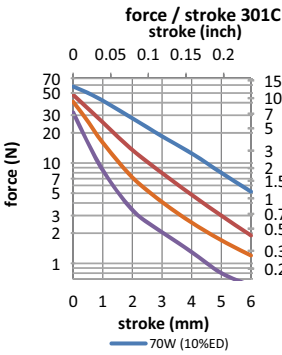
# Push Pull Solenoid size 301

Device drawn in energised condition  
 plunger options: conical (301C) / flat (301F)  
 Life Expectancy (cycles): >2M (-P), >10M (-PE)

Available mechanical options:  
 M: metric thread  
 F: SAE thread



Mass 56g  
 Plunger (C) 16g  
 Plunger (F) 14g  
 Leadwires 24AWG, UL1430



Data at 20°C, device connected to heatsink 90x90x3mm aluminum

duty cycle = $\frac{\text{"on" time}}{\text{"on" time} + \text{"off" time}} \times 100\%$			100% cont.	50% or less	25% or less	10% or less
Max. "on" time in seconds			∞	100	36	7
watts at 20°C			7	14	28	70
ampere-turns at 20°			425	602	849	1350
AWG no.	resistance Ω±10% (at 20°C)	number of turns	volts DC			
26	1.96	231	3.5	5.0	7.1	11
27	3.16	296	4.5	6.3	8.9	14
28	5.10	378	5.6	8.0	11	18
29	6.94	423	7.1	10	14	22
30	11.0	530	8.9	13	18	28
31	16.9	649	11	16	22	36
32	28.3	858	14	20	28	45
33	42.8	1036	18	25	35	56
34	69.6	1312	22	32	45	71
35	112	1674	28	39	56	89
36	148	1765	35	50	71	112
37	221	2090	45	63	89	142
38	352	2650	56	80	112	178
39	568	3380	71	100	141	224
40	882	4200	89	126	178	283

Insulation Resistance >100MΩ, 500VDC Megger  
 Class E (120°C) insulation class

Dielectric Strength 1000VAC, 50/60Hz, 1 minute

Geeplus reserves the right to change specifications without notice

[www.geeplus.biz](http://www.geeplus.biz) e-mail: [info@geeplus.biz](mailto:info@geeplus.biz)