


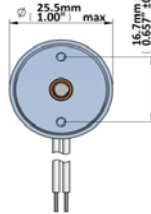
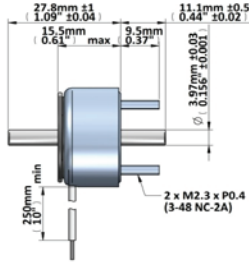


**GEEPLUS**

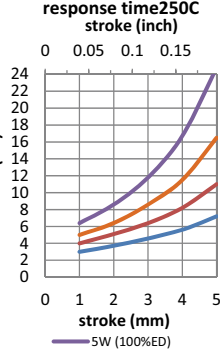
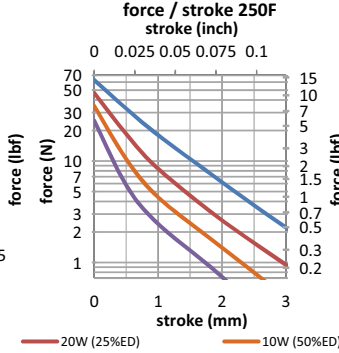
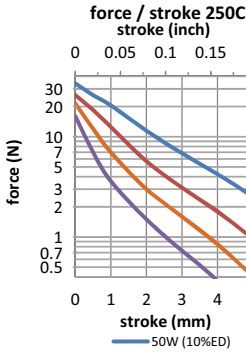
# Push Pull Solenoid size 250

Device drawn in energised condition  
 plunger options: conical (250C) / flat (250F)  
 Life Expectancy (cycles): >2M (-P), >10M (-PE)

Available mechanical options:  
 M: metric thread  
 F: SAE thread



Mass 47g  
 Plunger (C) 11g  
 Plunger (F) 9g  
 Leadwires 24AWG, UL1430



Data at 20°C, device connected to heatsink 80x80x3mm aluminum

duty cycle = $\frac{\text{"on" time}}{\text{"on" time} + \text{"off" time}} \times 100\%$			100% cont.	50% or less	25% or less	10% or less
Max. "on" time in seconds			∞	100	36	7
watts at 20°C			5	10	20	50
ampere-turns at 20°			340	480	680	1075
AWG no.	resistance Ω±10% (at 20°C)	number of turns	volts DC			
25	0.85	138	2.1	3.0	4.2	6.6
26	1.42	184	2.6	3.7	5.2	8.3
27	1.90	197	3.3	4.6	6.6	10.4
28	3.21	272	4.0	5.7	8.0	12.7
29	5.11	340	5.1	7.2	10.2	16.2
30	8.03	439	6.2	8.8	12.4	19.7
31	12.95	560	7.9	11.1	15.7	25
32	20.25	690	10.0	14.1	20	32
33	29.97	839	12.1	17.1	24	38
34	49.60	1097	15.4	22	31	49
35	82.64	1396	20	28	40	64
36	110	1551	24	34	48	76
37	157	1776	30	42	60	95
38	237	2180	37	52	74	117
39	426	3110	47	66	93	147
40	698	3802	62	88	125	197

Insulation Resistance >100MΩ, 500VDC Megger  
 Class E (120°C) insulation class

Dielectric Strength 1000VAC, 50/60Hz, 1 minute

Geeplus reserves the right to change specifications without notice  
[www.geeplus.biz](http://www.geeplus.biz) e-mail: [info@geeplus.biz](mailto:info@geeplus.biz)